




Convection Ovens

Signature Features



Angle Iron Frame


Fully Welded Angle Iron Frame for strength and durability. Blodgett convection ovens maintain their structural integrity even after decades of rigorous use.

Rigid Frame Insulation stays in place to eliminate hot or cold spots.

Double-Sided Porcelainized baking compartment liner prevents rust and prolongs the life of your oven.

Dependent Doors with the Blodgett turnbuckle support make it easy to operate the doors simultaneously with one hand.

Heavy Duty Doors are triple mounted directly into the full angle iron frame creating the strongest door in the industry. Triple mount construction means your doors always stay aligned and tightly sealed, preventing heat (and your heating dollars) from disappearing into thin air.



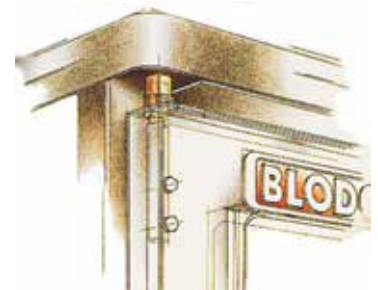
Rigid Insulation



Porcelain Liner



Dependent Doors



Heavy Duty Doors

Blodgett Oven

44 Lakeside Avenue, Burlington, VT 05401
802-658-6600 www.blodgett.com

Choose the Blodgett *that's right for you!*

GOOD

Economy models feature simple controls, 2 glass doors, interior lighting and all of the Blodgett Signature Features!

Warranty:

1-year parts and labor

SHO

Available in gas or electric.

Electric model is ENERGY STAR qualified.

SHO Models:

SHO-100-G
SHO-100-E



BDO

Available in gas or electric.

BDO models (gas & electric) are ENERGY STAR qualified.

BDO Models:

BDO-100-G-ES
BDO-100-E

BETTER

Zephaire Series feature a solid-state digital timer combined with LTR control and all of the Blodgett Signature Features!

Warranty:

2-year parts, 1-year labor & 3-year door warranty

Available in gas or electric as well as standard and bakery depths.

Zephaire-100-G-ES w/ optional casters



Most models are ENERGY STAR qualified.

Serviceable from the side.

Mid level oven, great for lower volume institutional customers.

Gas Models:

Zephaire-100-G-ES
Zephaire-100-G
Zephaire-200-G-ES
Zephaire-200-G

Electric Models:

Zephaire-100-E
Zephaire-200-E

BEST

Premium Series feature a solid-state digital control with Cook & Hold and Pulse Plus and all of the Blodgett Signature Features!

Warranty:

3-year parts, 2-year labor & 5-year door warranty
(5-year parts & labor for K-12 schools)

Gas or electric, standard or bakery depths are available. Roll-in model available.



Most models are ENERGY STAR qualified.

Slide out control panel for servicing.

Perfect for high volume, rigorous use.

Crumb tray included

Gas Models:

DFG-100-ES	DFG-200-ES
DFG-100	DFG-200
	DFG-50

Electric Models:

Mark V-100	CTB
Mark V-200	CTBR

